




WELCOME TO



MAPLE DRIVE
Presents by
Vriddhi Homez


AFFORDABLE RESIDENTIAL PLOTS



OPP. SECTOR 1, RELIANCE
MET CITY, JHAJJAR



STARTING FROM
₹35 LAKHS*
PREMIUM 30 ACRE
TOWNSHIP



YOUR GATEWAY TO SMART LIVING & SMART INVESTMENT

WHERE LIFESTYLE MEETS SMART INVESTMENT



Welcome to **Maple Drive**— a thoughtfully designed **30-acre township** offering **more than just plots.**

VISION

To create a future-ready township that blends smart investment with elevated living — becoming a landmark destination for modern, sustainable, and well-connected lifestyles.



MISSION

To delivering long-term value, trust, and growth for every investor and homeowner.





BUILT FOR TODAY. DESIGNED FOR TOMORROW.

At Maple Drive, we create more than spaces — we build communities



Premium Living Environment



Secure Gated Community



Modern Lifestyle Amenities



Strong Investment Potential



PROJECT AMENITIES



CCTV CAMERA



WIDE ROAD



LANDSCAPE GARDEN



KIDS PLAY AREA



PROJECT AMENITIES



GRAND ENTRY GATE



JOGGING TRACK



24X7 - 3 LAYER SECURITY



DAILY NEED SHOPS



CLUBHOUSE FACILITIES




BANQUET HALL



SNOOKER TABLE



CARROM BOARD



LOUNGE AREA




CARD ROOM



CLUBHOUSE FACILITIES



FULLY EQUIPPED GYM



YOGA & MEDITATION



CAFETERIA



TABLE TENNIS



SWIMMING POOL



PLOT

DETAILS Perfect Options for Every Buyer

PLOT SIZES

100 to 244 Sq. Yards

STARTING FROM

₹35 Lakhs*



FLEXIBLE PAYMENT PLAN

25:25:50

- 25% at Booking
- 25% within 15 Days of Booking
- 50% on Registry

- Affordable to Premium Choices
- Ideal for End Users & Investors
- Corner & Park Facing Plots Available



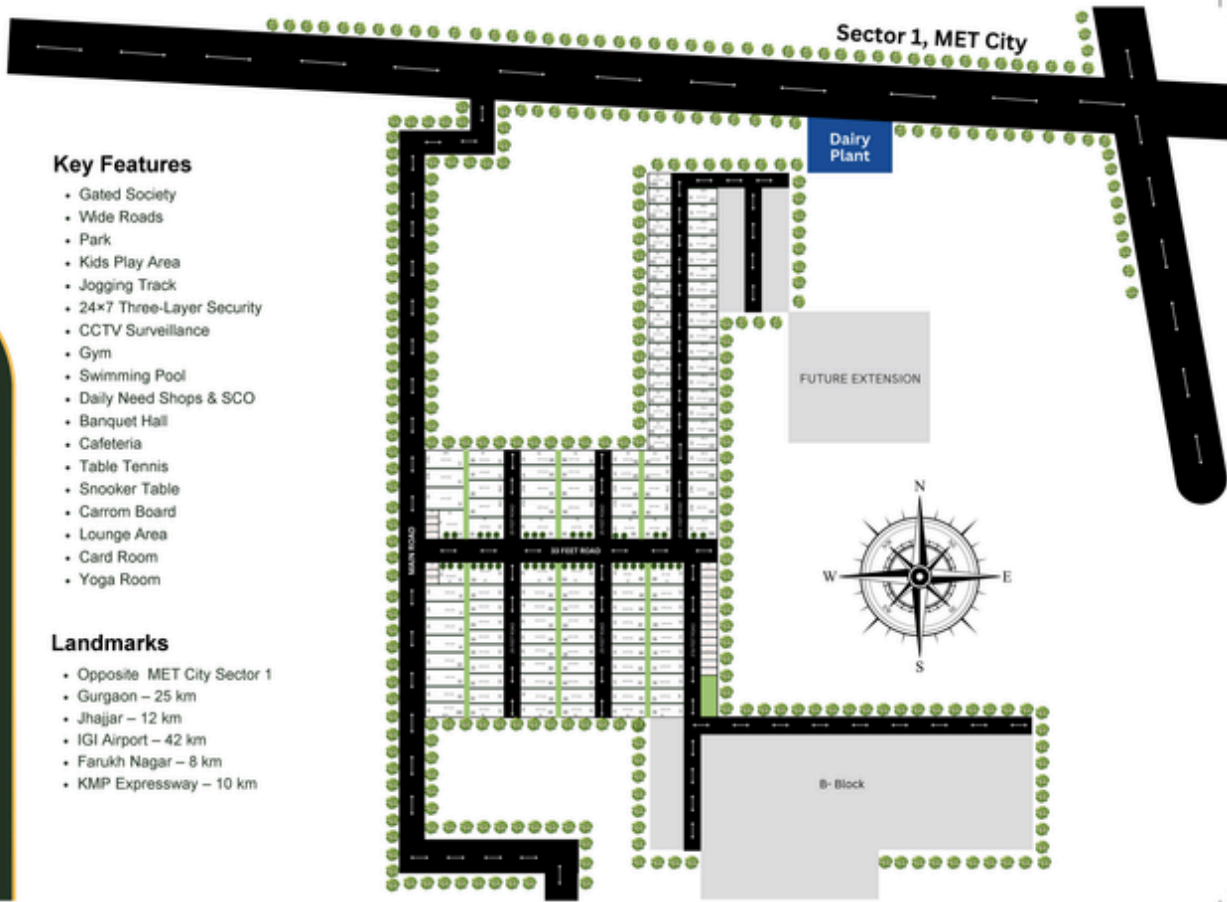
Maple Drive LAYOUT PLAN

Key Features

- Gated Society
- Wide Roads
- Park
- Kids Play Area
- Jogging Track
- 24x7 Three-Layer Security
- CCTV Surveillance
- Gym
- Swimming Pool
- Daily Need Shops & SCO
- Banquet Hall
- Cafeteria
- Table Tennis
- Snooker Table
- Carrom Board
- Lounge Area
- Card Room
- Yoga Room

Landmarks

- Opposite MET City Sector 1
- Gurgaon – 25 km
- Jhajjar – 12 km
- IGI Airport – 42 km
- Farukh Nagar – 8 km
- KMP Expressway – 10 km



LOCATION ADVANTAGE

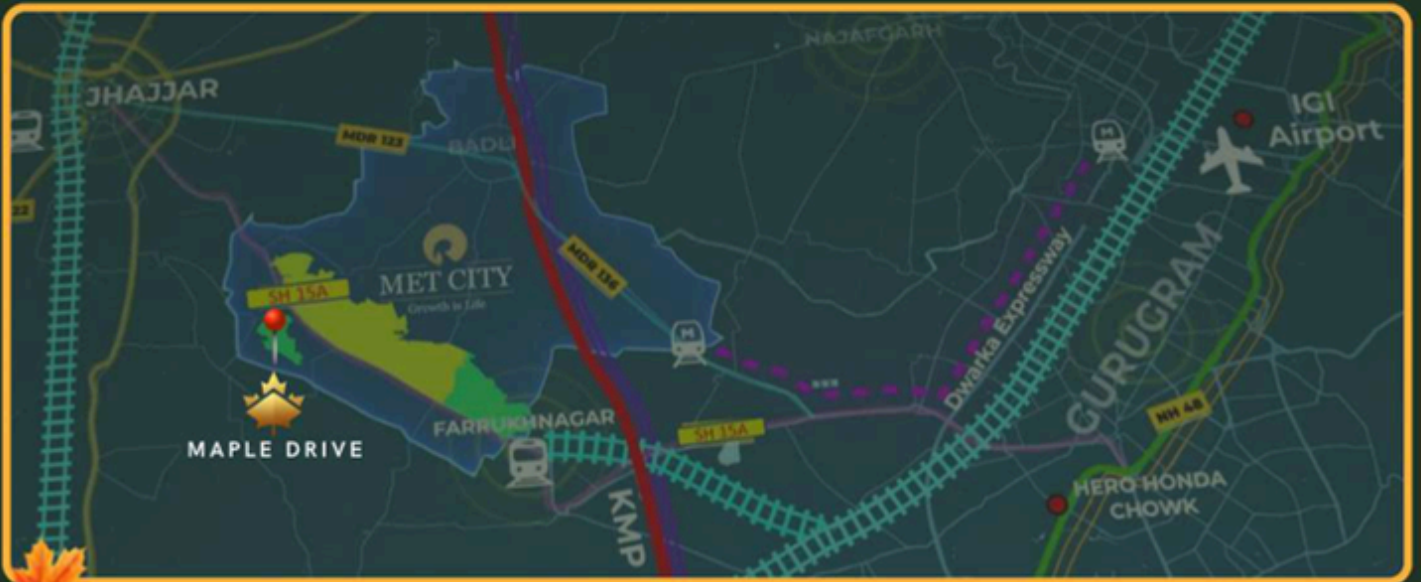
- Opp. Reliance MET City Sector 1
- Jhajjar - 12 KM
- Gurgaon - 25 KM
- IGI Airport - 40 KM
- Farukhnagar - 6 KM
- KMP Expressway - 10 KM



LOCATED IN A HIGH-GROWTH INVESTMENT CORRIDOR



STRATEGIC LOCATION



INVEST TODAY. GROW TOMORROW.

Contact Us Today for an Exclusive Consultation!

MAPLE DRIVE

Opp. Reliance MET City Sector 1, Jhajjar
(Behind Country Delight)

EARLY BIRD
DISCOUNT
AVAILABLE*

MARKETING & SALES
BY



VRIDDHI HOMEZ ESTATE PVT. LTD.

(Authorised Premium Channel Partner)

Email: info@vriddhihomez.com

Website: www.vriddhihomez.com

Contact Details: +91-83-750-369-55

**Schedule Your Visit
& Secure Your Private Plot Now!**